



# LITTLE FLOWER CHILDREN SCHOOL-BALLIA



Affiliated to CBSE New Delhi [10+2]



The time to cheer aloud,  
The time when you can play,  
On the beach with your loved ones,  
And do what your heart say,  
There is no one to see here,  
There is nothing as such to see,

Only the sunlight passing the home,  
And clear blue sky as can be,  
Summers are finally here,  
So have a good summer time,  
As it's the most amazing time  
Happy Summer Time.

## Session:2025-26

### Class: II

PassportSize

Paste Photo

Students Name \_\_\_\_\_

Roll No: \_\_\_\_\_

Section: \_\_\_\_\_

## Holiday Homework

# NOTICE

Notice

NOTICE NO: LFCS/May/09/2025

Date: 18/05/2025

Dear Parents,

Summer vacation is a joyful and refreshing time for children. It provides them with an opportunity to relax, explore their interests, and learn beyond textbooks. It is also the perfect time to encourage creative thinking and skill development.

To make this vacation meaningful and engaging, we have prepared fun-filled and educational assignments. These have been designed to ensure that children enjoy themselves while learning. We encourage students to complete the tasks independently, with minimal assistance. Your cooperation will help us nurture responsible and curious learners. We would appreciate it if the children complete the assignments on their own. Help and guidance may be given wherever required. Let us work together towards the betterment of the students.

Exciting prizes will be awarded to the best five Holiday Assignments.

Happy Holidays

## Happy Holidays

### General Instructions to be followed:

1. This is to notify that the school announces Summer Vacation 2025 from 20th May 2025 to 30th June 2025. Classes will resume on 1st July 2025 (Tuesday) as usual.
2. The Summer Vacation Home Assignment is available on our website: [www.lfcsballia.co.in](http://www.lfcsballia.co.in)
3. The school office will remain open from 8:00 am to 1:00 pm during the summer vacation.
4. The holiday homework is to be done neatly and in accordance with the questions asked. Submit it to the subject teacher on or before 5th July 2025. Late submissions will not be considered for prizes.
5. Mock Test Result Distribution will be held on 24th May 2025, from 9:00 am to 11:30 am.
6. Download the holiday homework pages and complete the tasks.
7. Handwriting should be neat and legible.
8. All holiday homework should be done in the designated holiday homework copy or on the given worksheets.
9. The holiday homework will be graded.
10. Work should be original and not copied from the internet.
11. Assignments should be submitted to the respective subject teachers. Surprise recapitulations will be conducted in July.
12. Encourage your ward to complete the holiday homework independently.

### Summer Tips to Follow:

1. A healthy mind resides in a healthy body – go for walks, stay hydrated, eat healthy food, and avoid junk food.
2. Read newspapers, novels, blogs, and stories to build language and vocabulary skills.
3. Get involved in activities like cooking, singing, dancing, aerobics, cycling, trekking, swimming, art and craft, river rafting, and gardening. Share your experiences with friends and family.
4. Spend time with grandparents and parents. Talk to them and learn from their life experiences.

**Thanks & Regards**

**LFCS BALLIA**



## EXPLORE NATURE

Let's explore nature by accompanying our grandparents/ parents to a morning/ evening walk and observe various animals, birds and plants.

- On the walk, collect dry leaves of varied shapes and be creative with them.
- Make a small nest with dry twigs, branches etc.
- Listen to the various sounds and chirping of birds and try to recognize them.



## FAMILY BONDING TIME

Spend quality time with your family and help them to:

- Lay the table.
- Assist in kitchen.
- Learn 2 new indoor games.
- Use 3 magical words - Thank You, Please, Sorry.



## VISIT TO A VILLAGE

Let's visit a village nearby and know about the roots of our countryside:

- Find out the crops that are grown.
- Sources of water used for cultivation.
- Make one related drawing on A4 sheet.





# activity TIME

- **MAGIC COASTER**

Let's make a coaster with hand printing and get it laminated (size: 4"x4")



- **BIRD FEEDER**

To inculcate the habit of helping the birds around us, let's make a bird feeder with a waste water bottle.



- **FINGER PUPPETS**

It's time to be creative, have fun and to tell a story with self designed finger puppets.

- **ROCK PAINTING**

Let's collect small pebbles/ stones and paint them to give a vibrant look.



- **ADOPT A PLANT**

As we are growing up, so it's time to take up a responsibility. Let's adopt and take care of a plant and take it's before and after picture.



- **MAKE BOOKMARKS**

Let's read atleast two story books and make two bookmarks for them.

## हिंदी (खंड-क)

प्रश्न.1 नीचे दिए गए गद्यांश को पढ़कर निम्न प्रश्नों के उत्तर दीजिए:-

पम्पा नगर में एक भुविमान व्यक्ति रहता था। उसका नाम कमल था। उस नगर में एक बन्दर आ गया था बंदत बहुत शरारती था। वह नगर के लोगो को परेशान करता था। वह लोगो के कपडे बर्तन खाना आदि ले कर भाग जाता था। सोहन ने बन्दर को सबक सिखने की सोची।



दिए गए गद्यांश को पढ़कर पूछे गए प्रश्नों के उत्तर लिखिए:-

प्रश्न.1 पम्पा नगर में कौन बुद्धिमान व्यक्ति रहता था ?

उत्तर: \_\_\_\_\_

प्रश्न.2 पम्पा नगर में कौन आ गया ?

उत्तर: \_\_\_\_\_

प्रश्न.3 बंदर क्या लेकर भाग जाता था ?

उत्तर: \_\_\_\_\_

प्रश्न.4 दिए गए गद्यांश में से नीचे दी गई मात्रा के कोई दो दो शब्द लिखिए

उत्तर: इ \_\_\_\_\_

ए \_\_\_\_\_





## व्याकरण - गिनती

चौदह, बाईस, पच्चीस, इक्कीस, सत्ताईस,  
सताइस, पन्द्रह, उनतीस, उन्नतीस  
अठारह, उन्नीस, बारह, अठाईस, सत्रह,  
नौ, छह, छः, ग्यारह, ग्यारह

प्रश्न- नीचे दिए गए खाली स्थानों पर सही गिनती चुनकर लगाएँ ।

14

27

22

11

25

19

21

18

29

12

9

28

6

17



प्रश्न. 2 नीचे दिए गए चित्र को देखकर पांच पंक्तियाँ लिखिए:-



प्रश्न.3 मेरा विद्यालय विषय पर पांच पंक्तियाँ लिखिए:-

1. रोज समाचार पत्र पढ़े और नये शब्द काटकर कॉपी पर चिपकाएँ।
2. चार्ट पेपर पर कोई भी चित्र चिपका कर 10 वाक्य लिखें।

Q.1 Complete this questions on the chart paper.

1. Draw colorful picture of
  - a. Two long objects
  - b. Two round objects
  - c. Two objects those roll
  - d. two objects those slide.
  - e. Two objects those both roll and slidealso write their names below each picture.

Prepare a table chart 2 to 20.





Name \_\_\_\_\_



## Subtraction & Addition

$$\begin{array}{r} 60 \\ -12 \\ \hline \end{array}$$

$$\begin{array}{r} 47 \\ -29 \\ \hline \end{array}$$

$$\begin{array}{r} 18 \\ -16 \\ \hline \end{array}$$

$$\begin{array}{r} 83 \\ -17 \\ \hline \end{array}$$

$$\begin{array}{r} 32 \\ -16 \\ \hline \end{array}$$

$$\begin{array}{r} 76 \\ -28 \\ \hline \end{array}$$

$$\begin{array}{r} 54 \\ -57 \\ \hline \end{array}$$

$$\begin{array}{r} 61 \\ -43 \\ \hline \end{array}$$

$$\begin{array}{r} 28 \\ +18 \\ \hline \end{array}$$

$$\begin{array}{r} 43 \\ +37 \\ \hline \end{array}$$

$$\begin{array}{r} 85 \\ +46 \\ \hline \end{array}$$

$$\begin{array}{r} 36 \\ +14 \\ \hline \end{array}$$

$$\begin{array}{r} 58 \\ +22 \\ \hline \end{array}$$

$$\begin{array}{r} 71 \\ +19 \\ \hline \end{array}$$

$$\begin{array}{r} 63 \\ +48 \\ \hline \end{array}$$

$$\begin{array}{r} 97 \\ +36 \\ \hline \end{array}$$



# Ordinal Numbers



I am.....

1 	2 	3 	4 	5 
6 	7 	8 	9 	10 
11 	12 	13 	14 	15 



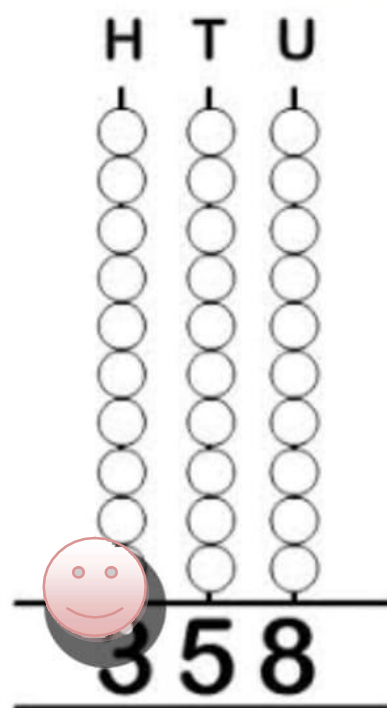



Match and put correct ordinal numbers in the boxes.

 <input type="text"/>	 <input type="text"/>	 <input type="text"/>	 <input type="text"/>	 <input type="text"/>
 <input type="text"/>	 <input type="text"/>	 <input type="text"/>	 <input type="text"/>	 <input type="text"/>
 <input type="text"/>	 <input type="text"/>	 <input type="text"/>	 <input type="text"/>	 <input type="text"/>





Color the balls of the abacus to show the numbers given below.



Copyright © Turtlediary.com. All rights reserved. www.turtlediary.com

1. Learn and write the table of 2 to 20 in table copy.

# Food We Eat

Match the food to its source:





Name: \_\_\_\_\_ Date: \_\_\_\_\_



# My Daily Routine



## GK Quiz



Choose the correct answer to complete the sentences:

1. We go to school in the \_\_\_\_\_.  
a) evening b) morning c) night
2. We eat \_\_\_\_\_ for breakfast.  
a) dinner b) lunch c) cereal
3. We \_\_\_\_\_ our teeth twice a day.  
a) break b) brush c) bake
4. The sun \_\_\_\_\_ in the morning.  
a) sets b) sleeps c) rises
5. We play games during \_\_\_\_\_.  
a) study time b) playtime c) sleeping time
6. We \_\_\_\_\_ to our teachers in school.  
a) shout b) listen c) run
7. We \_\_\_\_\_ our toys after playing.  
a) break b) eat c) tidy
8. We \_\_\_\_\_ books in the library.  
a) eat b) throw c) read
9. We \_\_\_\_\_ our hands before eating.  
a) wash b) dry c) bite
10. We sleep at \_\_\_\_\_.  
a) morning b) night c) afternoon



# Map Symbols

Identify the symbol and match the following.



● Railroad



● Road



● Hotel



● House

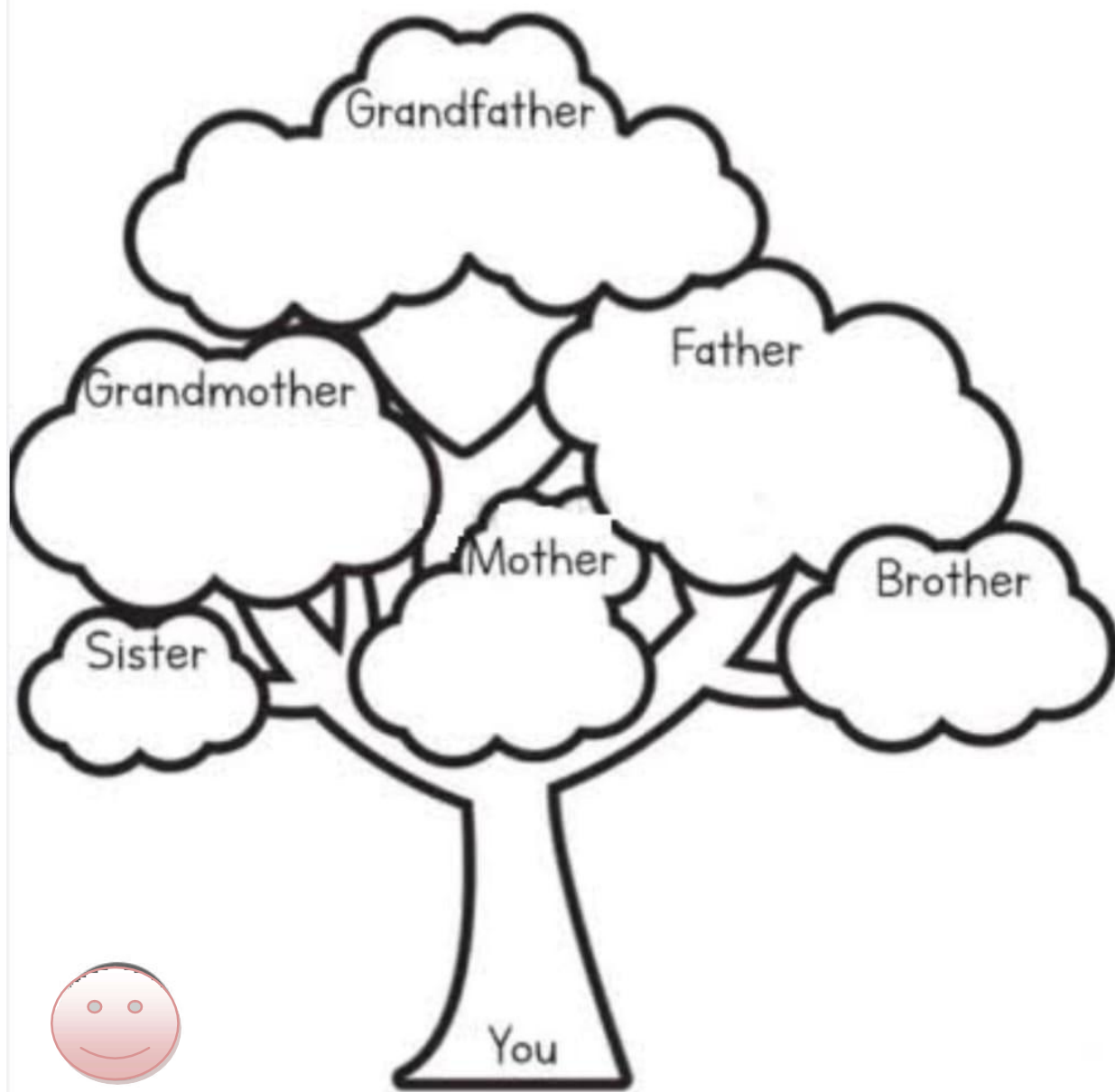


● Airport



# My Family Tree

Write the names of your family members.



## E.V.S

### WORKSHEET-1

#### ACTIVITY RELATED TO ACADEMICS

##### ACTIVITY – 1

- Paste pictures of healthy and unhealthy food on a Chart paper creatively. An example has been given below for your reference.



##### ACTIVITY – 2

- Identify the different types of houses.





# GUESS THE ORGAN

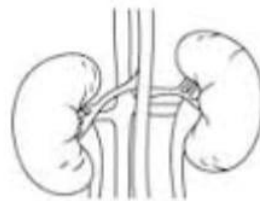
Write Down The Correct Organ And Then Color It.



\_\_\_\_\_



\_\_\_\_\_



\_\_\_\_\_



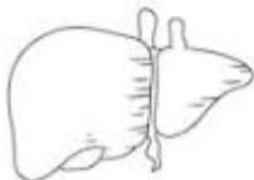
\_\_\_\_\_



\_\_\_\_\_



\_\_\_\_\_



\_\_\_\_\_



\_\_\_\_\_



\_\_\_\_\_

## WORLD ENVIRONMENT DAY



### Instructions to follow:

- 1) Save the shell of Coconut for your Environment day activity.
- 2) Guardians will help you cut it into half.
- 3) Fill it up with soil, sow your favourite seeds, Soya bean/chickpea/wildflower/red chilli/garlic into it.
- 4) Water it daily and watch it grow.
- 5) Do not forget to give it a name of your choice.



C. What is the use of the following parts of computer?



Keyboard

---

---



CPU

---

---



Monitor

---

---



Mouse

---

---



1. Label the parts of the computer.



Name \_\_\_\_\_ Opposites

# Opposites

Choose the correct opposite from the box to fill in the blank.



rich

many

neat

bright

cool

fast

far

long

much

1. The opposite of short is \_\_\_\_\_
2. The opposite of few is \_\_\_\_\_
3. The opposite of messy is \_\_\_\_\_
4. The opposite of close is \_\_\_\_\_
5. The opposite of poor is \_\_\_\_\_
6. The opposite of slow is \_\_\_\_\_
7. The opposite of dim is \_\_\_\_\_
8. The opposite of near is \_\_\_\_\_
9. The opposite of warm is \_\_\_\_\_

beach      ball      lemonade  
sandcastle      swim      shells

### My summer holidays

Hello! My name is Sam.



I like to go to the \_\_\_\_\_ in summer.

I \_\_\_\_\_ in the sea and make a \_\_\_\_\_.

I look for \_\_\_\_\_ and throw a \_\_\_\_\_ at  
the beach. I drink \_\_\_\_\_ and eat an  
ice cream. I like my summer holidays!





# Plural nouns

Grade 2 Nouns Worksheet

Write the plural words: Add "s" or "es".



Hint: For nouns ending  
in s, x, z, ch or sh,  
add -es at the end.

one box,  
two boxes

1. block \_\_\_\_\_
2. pot \_\_\_\_\_
3. pan \_\_\_\_\_
4. plate \_\_\_\_\_
5. dish \_\_\_\_\_
6. spoon \_\_\_\_\_
7. fork \_\_\_\_\_
8. box \_\_\_\_\_
9. sandwich \_\_\_\_\_
10. apple \_\_\_\_\_
11. orange \_\_\_\_\_
12. chair \_\_\_\_\_
13. table \_\_\_\_\_
14. truck \_\_\_\_\_
15. car \_\_\_\_\_



# Take a Peek

CHRISTMAS IN  
ITALY

Name: \_\_\_\_\_

## Christmas in Italy



Italy is a country in Europe. An important part of Christmas in Italy is the Nativity scene. Nativity scenes show the birth of Jesus in a stable. People in Italy like to sing Christmas carols. On Christmas Eve, people usually eat seafood. "Buon Natale" is Italian for "Merry Christmas."

1. What is Italy?

\_\_\_\_\_  
\_\_\_\_\_

2. What is an important part of Christmas in Italy?

\_\_\_\_\_  
\_\_\_\_\_

3. What do people like to do for Christmas in Italy?

\_\_\_\_\_  
\_\_\_\_\_  
\_\_\_\_\_  
\_\_\_\_\_



Little Flower Children School, Kiriharapur, Ballia

# My Daily Routine

Name: \_\_\_\_\_|Class: \_\_\_\_\_|Date: \_\_\_\_\_

Activity	Time Spent / Time of Day	Remarks (if any)
Wake-up Time		
Morning Routine		
Exercise / Yoga		
Breakfast		
Study Time - 1		
Short Break		
Study Time - 2		
Screen Time (TV/Mobile)		
Lunch		
Rest / Nap		
Reading / Hobby Time		
Evening Exercise / Play		
Dinner		
Family Time		
Bed Time		

One thing I enjoyed today: \_\_\_\_\_

One good habit I followed today: \_\_\_\_\_